

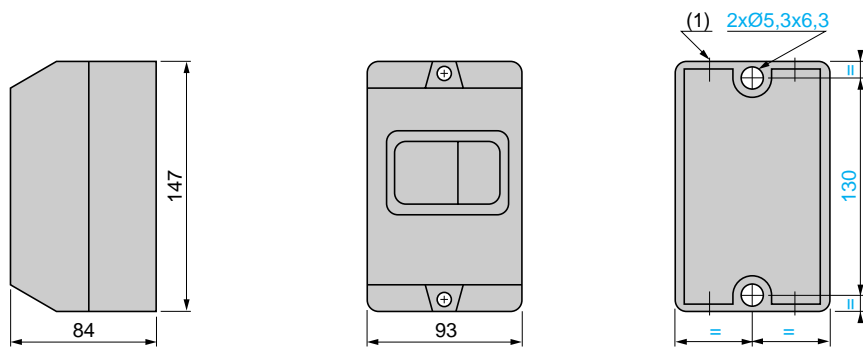
Components for safety applications

Enclosed thermal-magnetic motor circuit breakers type GV2-M

Dimensions, mounting

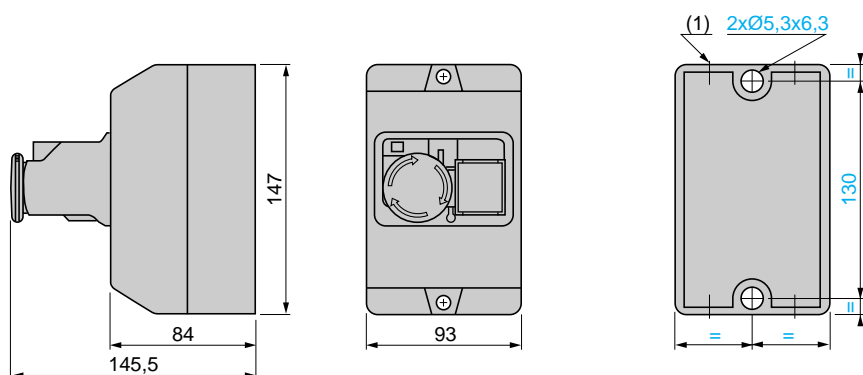
References :
pages 21039/2 and 21039/3
Schemes :
page 21044/3

Surface mounting enclosure GV2-MC0●



(1) 4 knock-outs for 16 P cable glands or n° 16 conduit

Surface mounting enclosure GV2-MCK04



(1) 4 knock-outs for 16 P cable glands or n° 16 conduit.

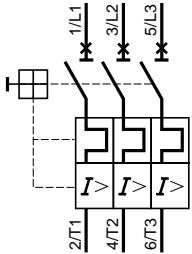
Components for safety applications

Enclosed thermal-magnetic motor circuit breakers type GV2-M

Schemes

References :
pages 21040/2 to 21039/3
Dimensions :
page 21044/2

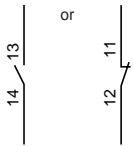
GV2-M●●



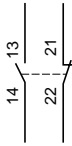
Front mounting add-on contact blocks

Instantaneous auxiliary contacts

GV2-AE1



GV2-AE11



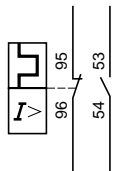
GV2-AE20



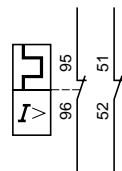
Side mounting add-on contact blocks

Instantaneous auxiliary contacts and fault signalling contacts

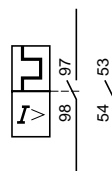
GV2-AD0110



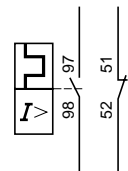
GV2-AD0101



GV2-AD1010

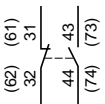


GV2-AD1001

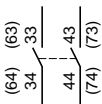


Instantaneous auxiliary contacts

GV2-AN11

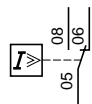


GV2-AN20



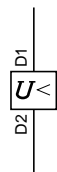
Short-circuit signalling contacts

GV2-AM11

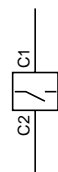


Voltage trips

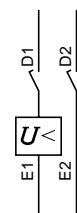
GV2-AU●●●



GV2-AS●●●



GV2-AX●●●



Connection of undervoltage trip for dangerous machines (conforming to INRS)

